

LCAP Educational Partners Survey Data Review

Tammy Herzog, Asst. Superintendent, Educational Services
Ellen Chevalier, Administrator of Curriculum and Instruction
April 16, 2024



What is the LCAP?

The Local Control and Accountability Plan (LCAP) is a tool for local educational agencies to set goals, plan actions, and leverage resources to meet those goals to improve student outcomes. The Board will receive survey results completed by educational partners, including staff, families and students in regard to Oak Park's current goals and actions listed in the LCAP. LCAP survey was shared with educational partners and was open for submission from February 12 through March 12, 2024.

Board Policy 0460 requires prior to the development of the LCAP the Superintendent or designee shall gather results and information needed for effective and meaningful plan development and present it to the Board and community.



Educational Partner Outreach

- LCAP Educational Partner Survey revised with LCAP parent and student committee input
- DELAC meeting survey discussion
- Survey reminders via ParentSquare, StudentSquare, school bulletins, and staff email
- QR codes created



Survey Participation

656
Parents

↓ 131 responses from 2023

- 9 OPNP
- 73 BES
- 76 OHES
- 105 ROES
- 211 MCMS
- 181 OPHS
- 6 OVHS
- 14 OPIS
- 145 skip

1,680
Students

↓ 114 responses from 2023

- 910 MCMS
- 560 OPHS
- 5 OVHS
- 7 OPIS
- 198 skip

249
Staff

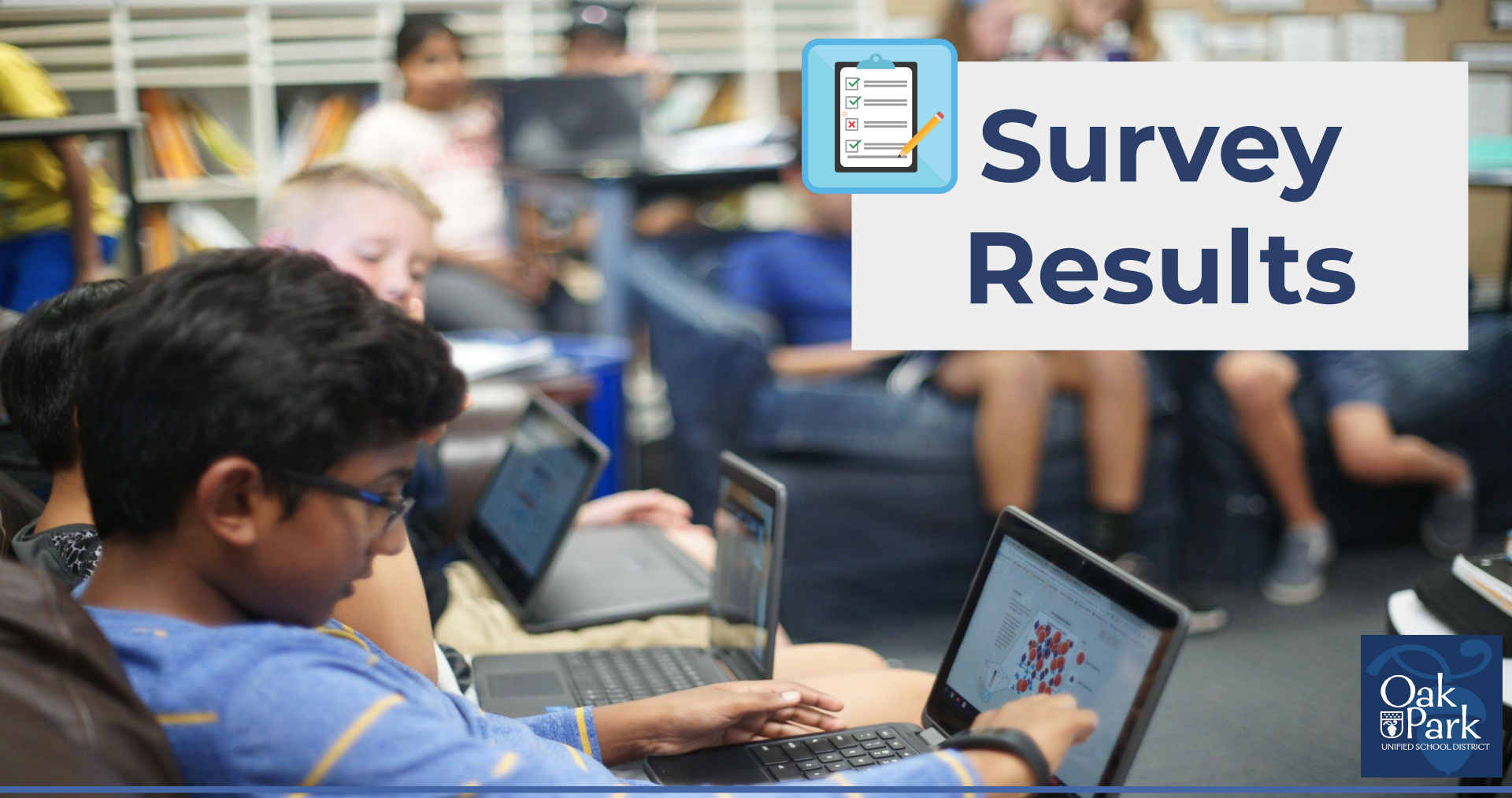
↓ 7 responses from 2023

- 2 OPNP
- 29 BES
- 19 OHES
- 24 ROES
- 37 MCMS
- 52 OPHS
- 3 OVHS
- 5 OPIS
- 10 DO
- 68 skip





Survey Results



Importance Data

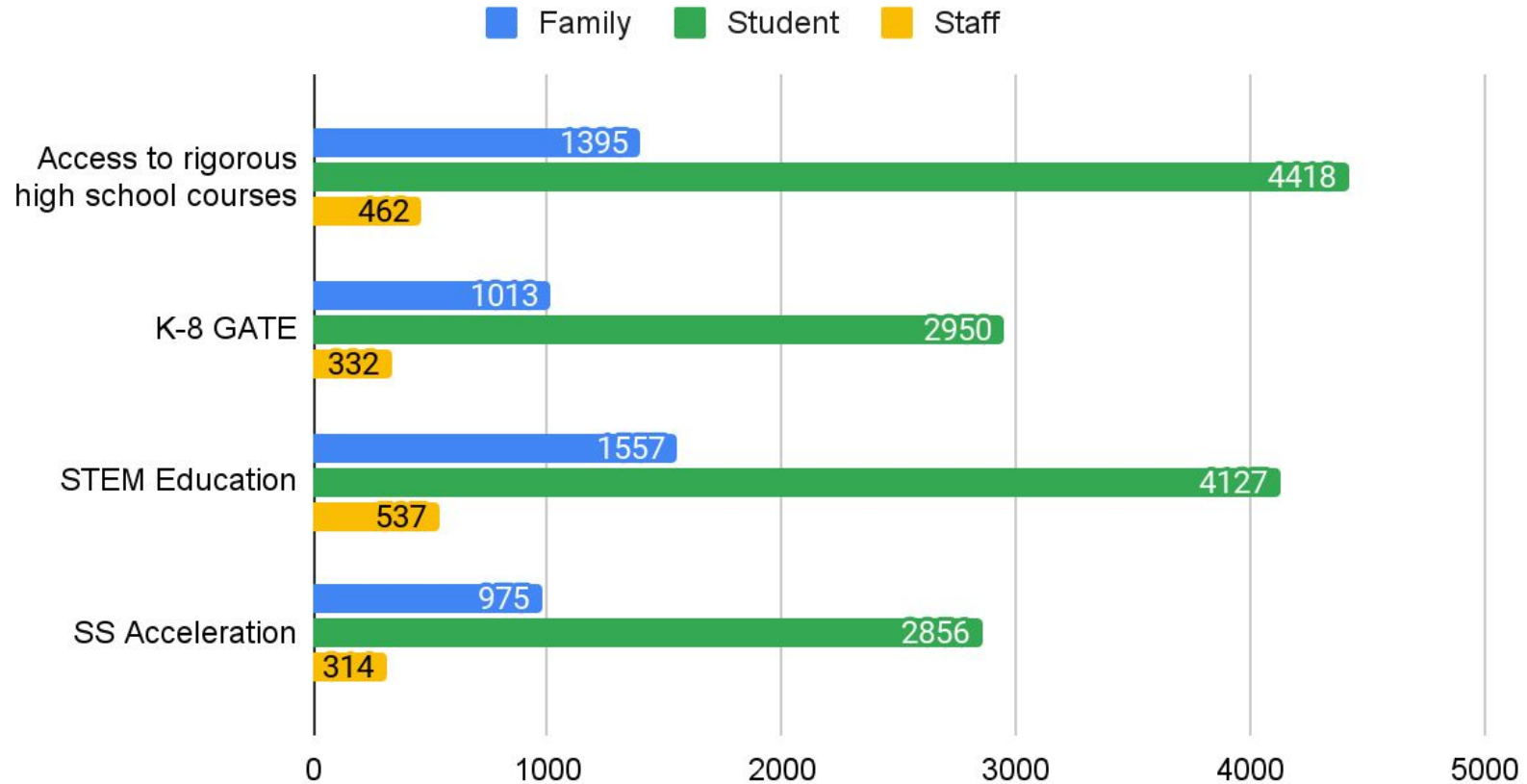
PROMPT:

Please rank the following ACADEMIC areas from most important (1) to least important (4) to you and your child(ren).

- Each "1" (area of greatest importance) was multiplied by 4
- Each "2" (second area of importance) was multiplied by 3
- Each "3" (third area of importance) was multiplied by 2
- Each "4" (fourth area of importance) was multiplied by 1
- $(x*4) + (x*3) + (x*2) + (x*1) = \text{weighted rank score}$



Academics - Weighted Rank Score



Importance Data

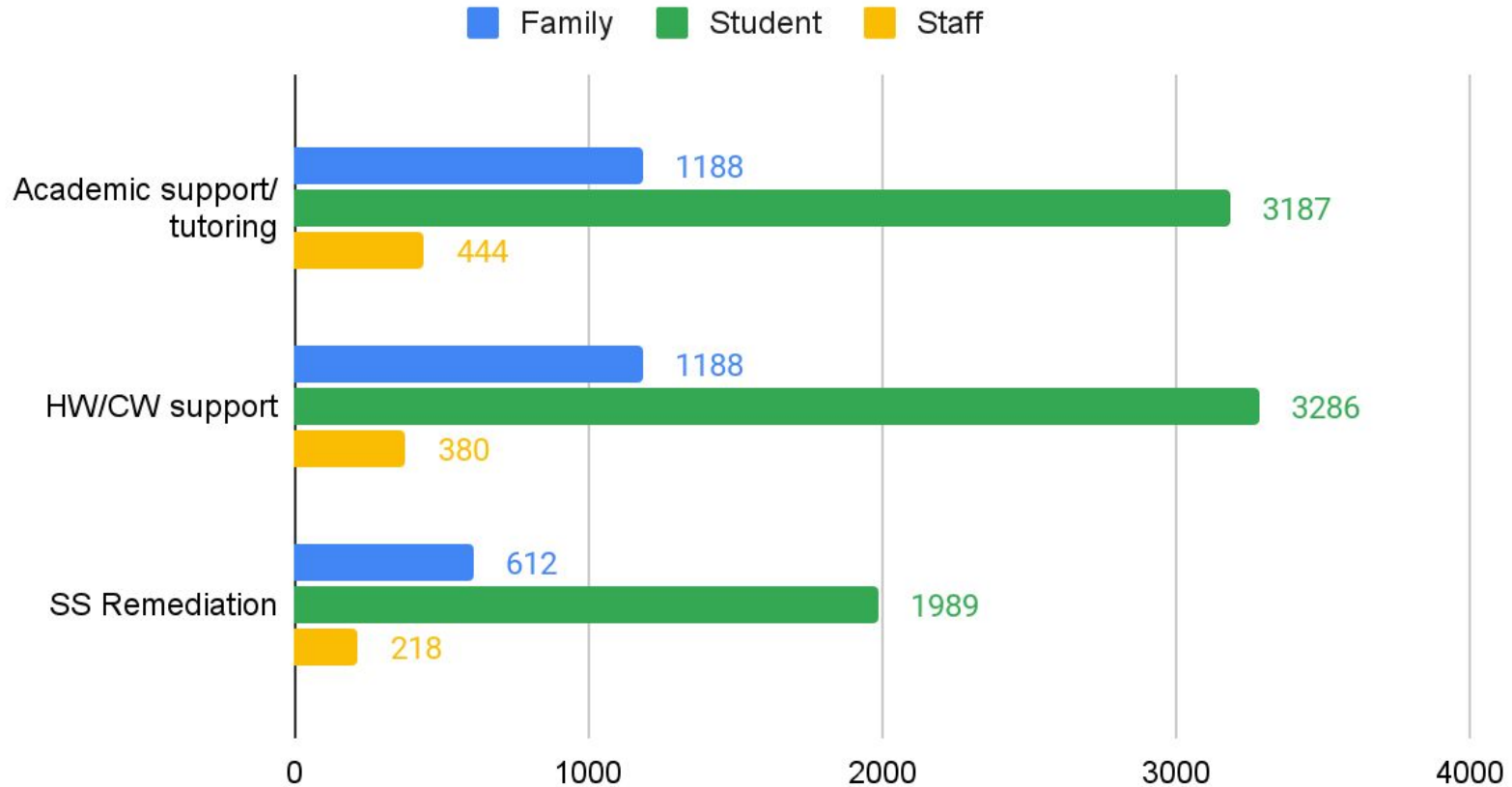
PROMPT:

Please rank the following ACADEMIC SUPPORT areas from most important (1) to least important (3) to you and your child(ren).

- Each "1" (area of greatest importance) was multiplied by 3
- Each "2" (second area of importance) was multiplied by 2
- Each "3" (third area of importance) was multiplied by 1
- $(x*3) + (x*2) + (x*1) = \text{weighted rank score}$



Academic Support - Weighted Rank Score



Importance Data

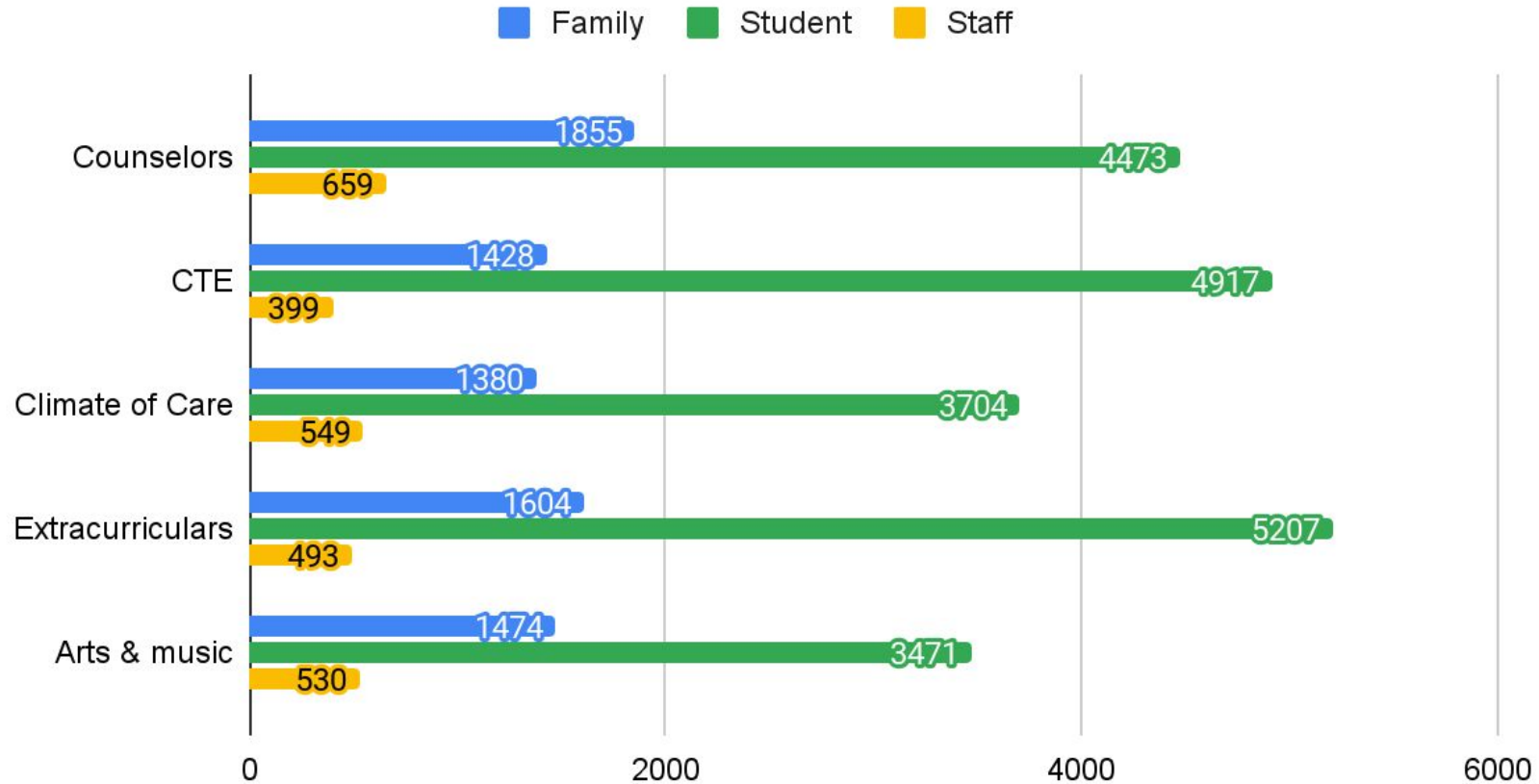
PROMPT:

Please rank the following STUDENT ENGAGEMENT areas from most important (1) to least important (5) to you and your child(ren).

- Each "1" (area of greatest importance) was multiplied by 5
- Each "2" (second area of importance) was multiplied by 4
- Each "3" (third area of importance) was multiplied by 3
- Each "4" (fourth area of importance) was multiplied by 2
- Each "5" (fifth area of importance) was multiplied by 1
- $(x*5) + (x*4) + (x*3) + (x*2) + (x*1)$ = weighted rank score



Student Engagement - Weighted Rank Score



Importance Data

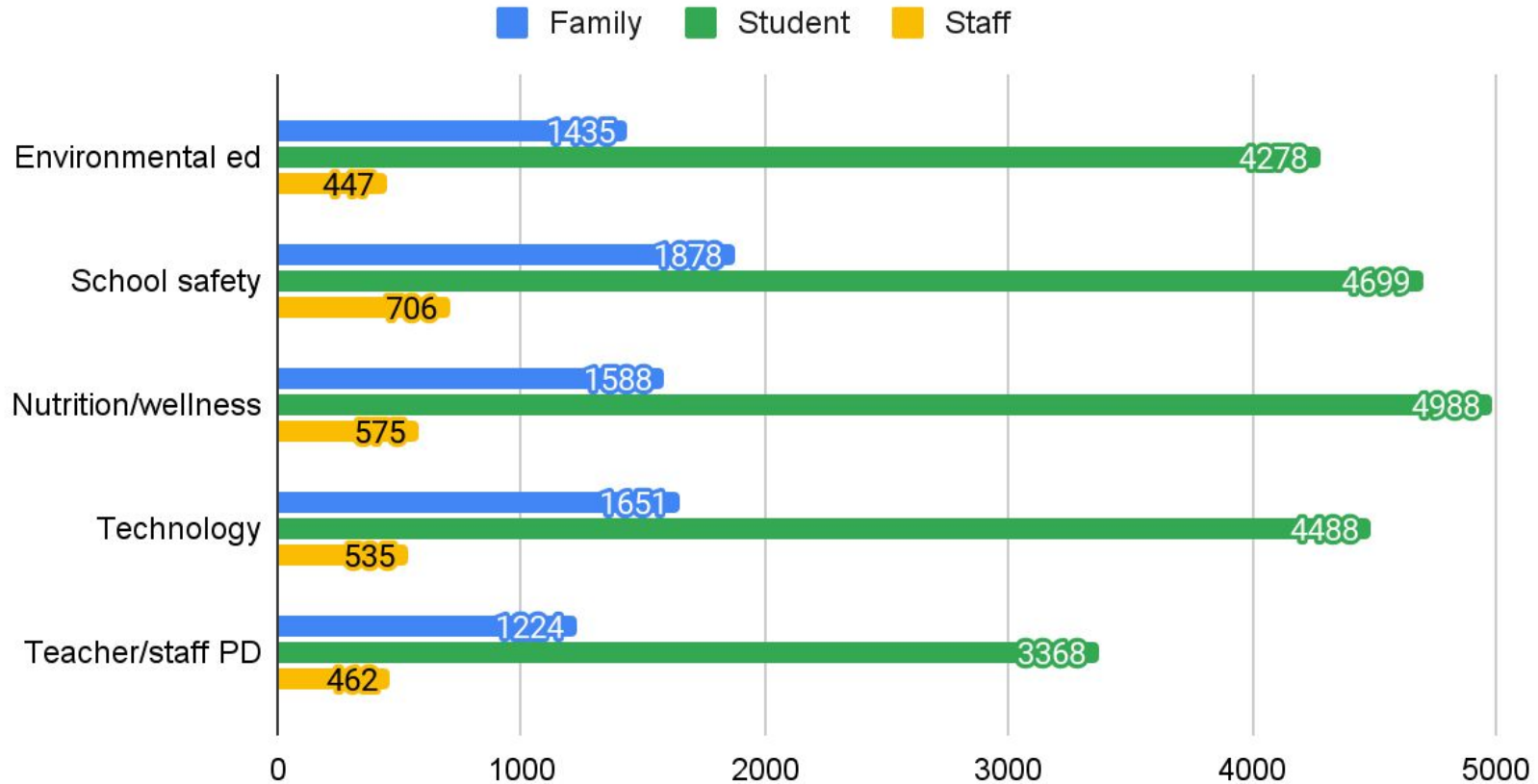
PROMPT:

Please rank the following INITIATIVES areas from most important (1) to least important (5) to you and your child(ren).

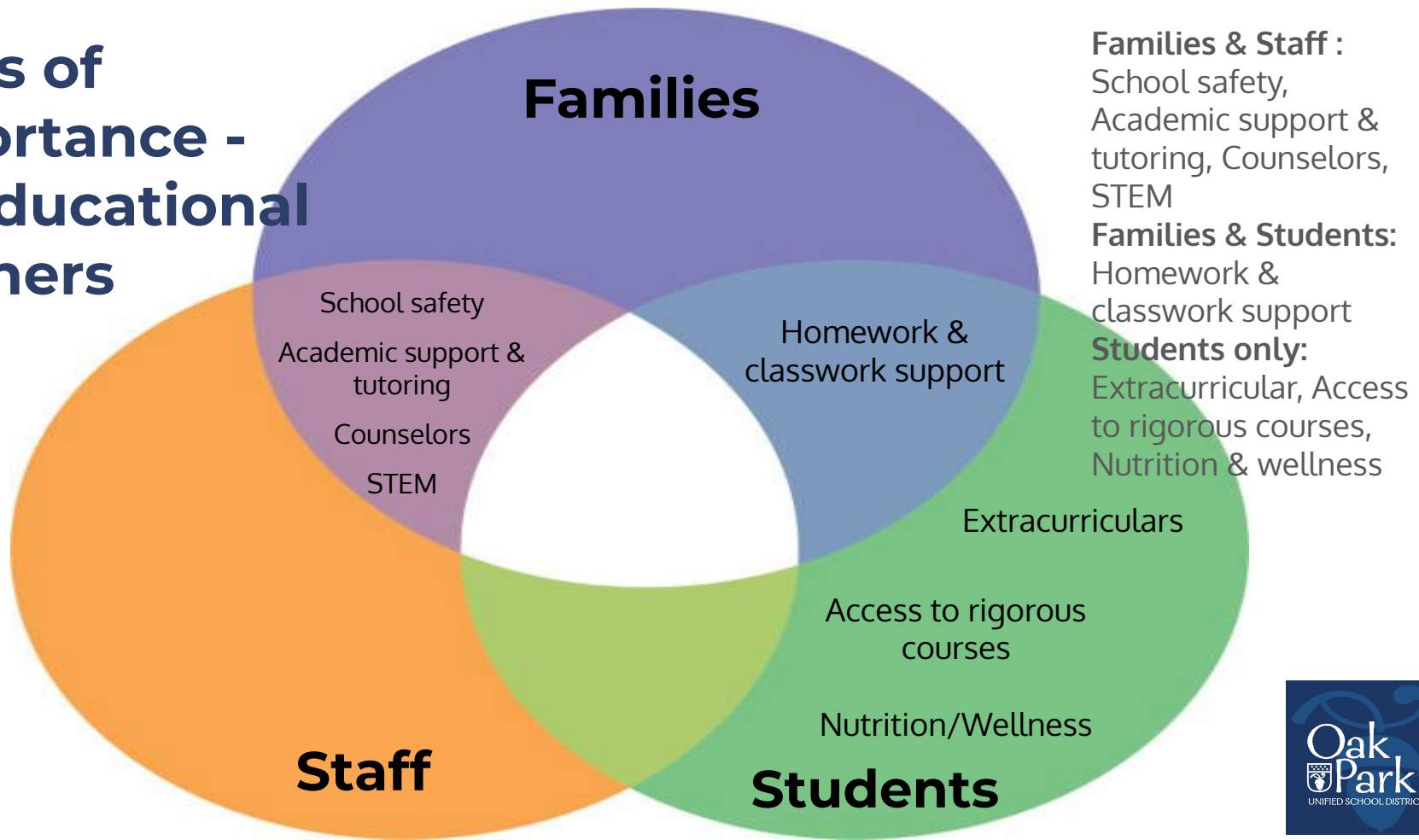
- Each "1" (area of greatest importance) was multiplied by 5
- Each "2" (second area of importance) was multiplied by 4
- Each "3" (third area of importance) was multiplied by 3
- Each "4" (fourth area of importance) was multiplied by 2
- Each "5" (fifth area of importance) was multiplied by 1
- $(x*5) + (x*4) + (x*3) + (x*2) + (x*1) = \text{weighted rank score}$



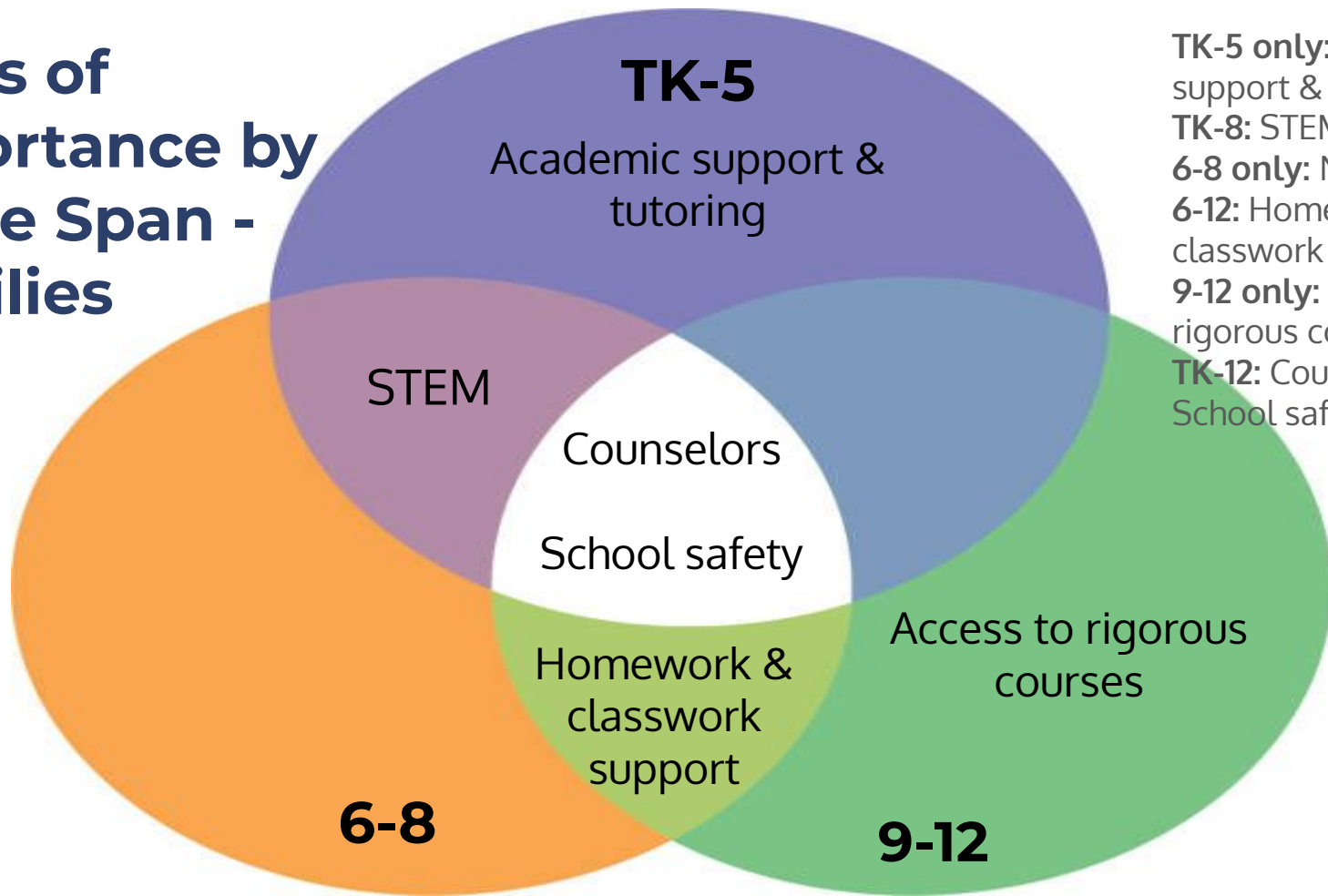
Initiatives - Weighted Rank Score



Areas of Importance - All Educational Partners



Areas of Importance by Grade Span - Families



TK-5 only: Academic support & tutoring
TK-8: STEM
6-8 only: None
6-12: Homework & classwork support
9-12 only: Access to rigorous courses
TK-12: Counselors, School safety



Additional Comments/Areas of Focus- Families

- Arts and music instruction TK-8
- Behavioral support
- Life skills courses (financial literacy, data science, AI)
- Mental health
- Student workload
- Supportive learning environments for all students
 - Differentiated instruction
 - Positive student-teacher relationships

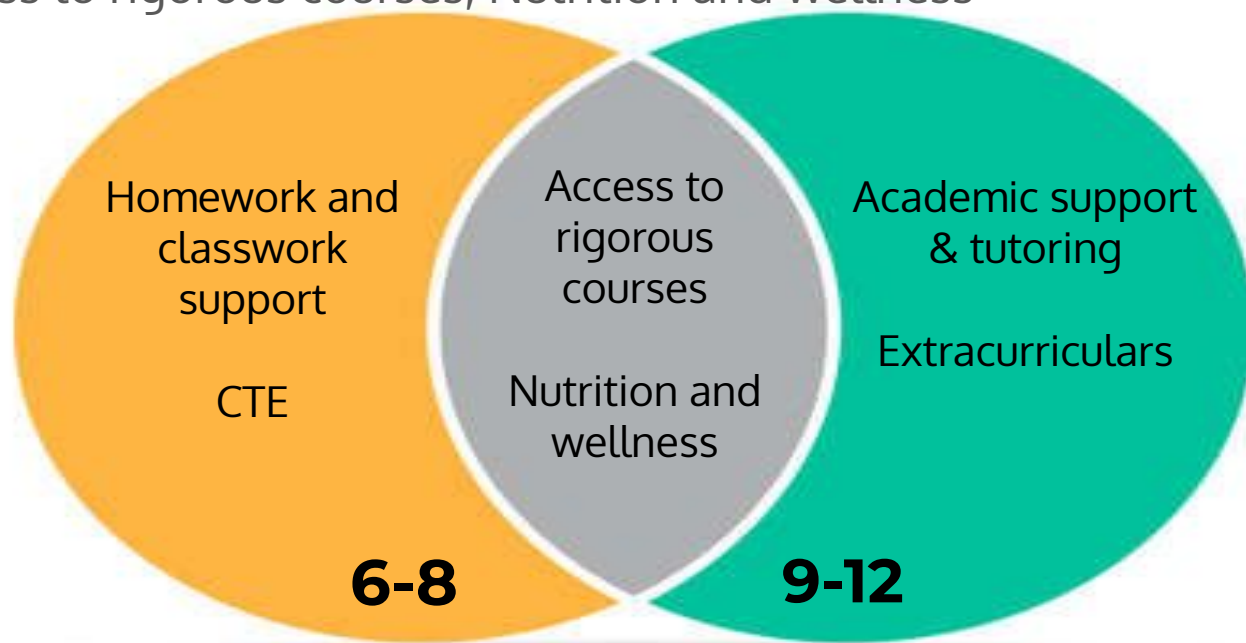


Areas of Importance by Grade Span - Students

6-8: Homework/classwork support, Career Technical Education (CTE)

9-12: Academic Support & Tutoring, Extracurricular

Both: Access to rigorous courses, Nutrition and wellness

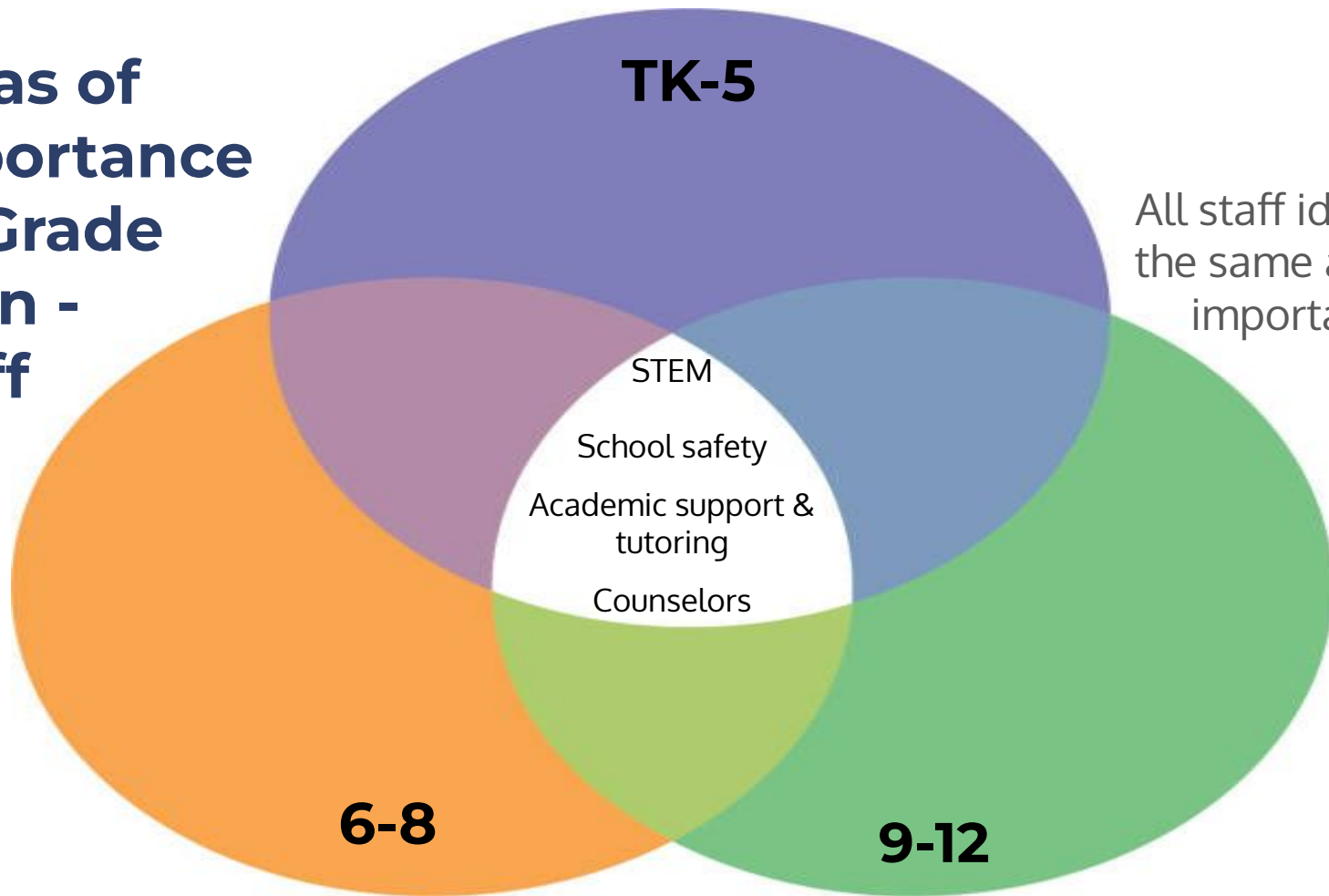


Additional Comments/Areas of Focus- Students

- Improved food options for lunch
- Less homework to alleviate stress and allow for greater balance in their lives
- Greater awareness and resources to address issues such as stress and bullying
- Greater flexibility in choosing courses that align with their interests and goals



Areas of Importance by Grade Span - Staff



All staff identified the same areas of importance.

Additional Comments/Areas of Focus- Staff

- Expansion of MTSS/academic support at secondary level to support struggling students
- Professional development for classified staff
- Additional classroom support
- Instructional technology integration



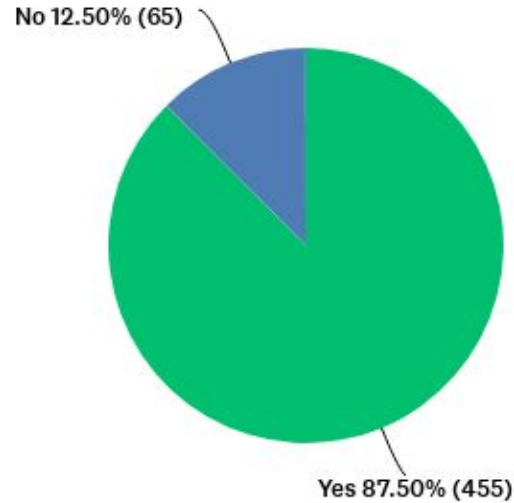
What types of communication do you prefer? (Check all that apply.)

ANSWER CHOICES		RESPONSES
▼ Email		77.69% 404
▼ ParentSquare notifications		65.38% 340
▼ Newsletter - delivered by email to me		38.27% 199
▼ Face-to-face contact		36.15% 188
▼ Phone call		25.38% 132
▼ Other (please specify)	Responses	4.23% 22
▼ Newsletter - printed and sent home with my child(ren)		0.00% 0

Other: Text messages, fewer ParentSquare so we don't miss important messages



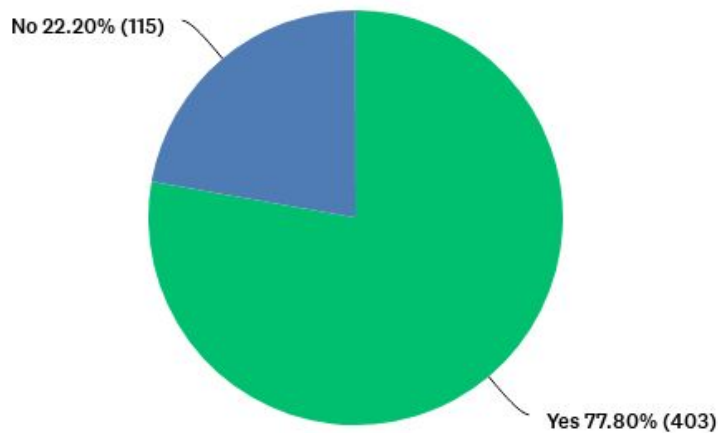
I use the Q ParentConnection portal or app.



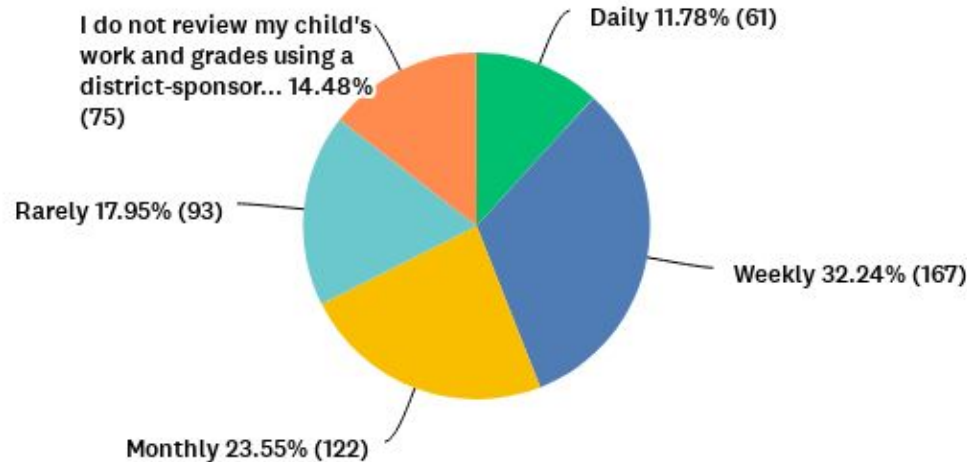
Tell us why you do not use the Q ParentConnection portal or app. (Check all that apply.)

ANSWER CHOICES	RESPONSES
▼ I am not familiar with Q ParentConnection	37.88%
▼ I only use it for annual re-enrollment/registration	36.36%
▼ My child(ren) is in preschool/elementary school and there is no reason for me to visit often.	30.30%
▼ I do not know my ID or password	28.79%
▼ It is too difficult to navigate	21.21%
▼ I have trouble accessing Q and have not asked for help	13.64%
▼ I do not know who to ask for help with Q	12.12%
▼ I do not have a device (computer, tablet, smart phone, etc.) at home	0.00%
▼ I do not have Internet access at home	0.00%

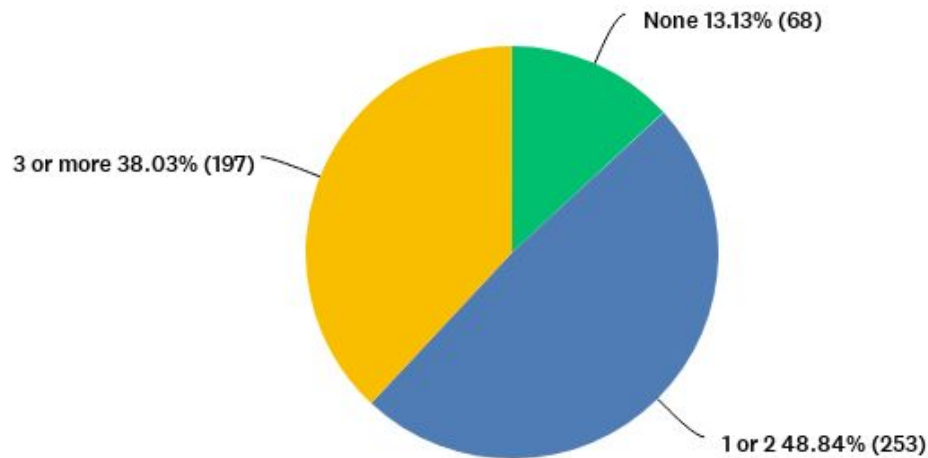
Do you review your child's work and grades using a district-sponsored application?



How often do you review your child's work and grades using a district-sponsored application?



On average, how many school events or webinars do you or your family attend each year?



I have not attended any school events or webinars because: (Check all that apply.)

ANSWER CHOICES	RESPONSES
▼ The school events/webinar are not held at convenient times.	49.25%
▼ I was not interested in the subject matter of the school event/webinar.	46.27%
▼ Other (please specify) Responses	16.42%
▼ There was no childcare available for in-person events.	4.48%


Other: Already had training in subjects offered, wasn't aware they were happening, prefer recorded events



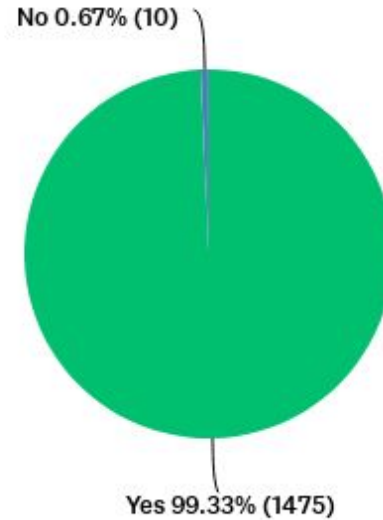
What types of training would you attend if available? (Check all that apply.)

ANSWER CHOICES	RESPONSES
▼ College and career readiness	68.73%
▼ Internet safety	47.10%
▼ Mental health/suicide prevention	41.89%
▼ Gifted and Talented Education (GATE)	38.61%
▼ California State Standards (English Language Arts, Mathematics, and Science)	38.03%
▼ Anti-bullying	34.56%
▼ Parenting classes	33.59%
▼ Drug/alcohol abuse and awareness	29.92%
▼ Other (please specify)	Responses 6.56%

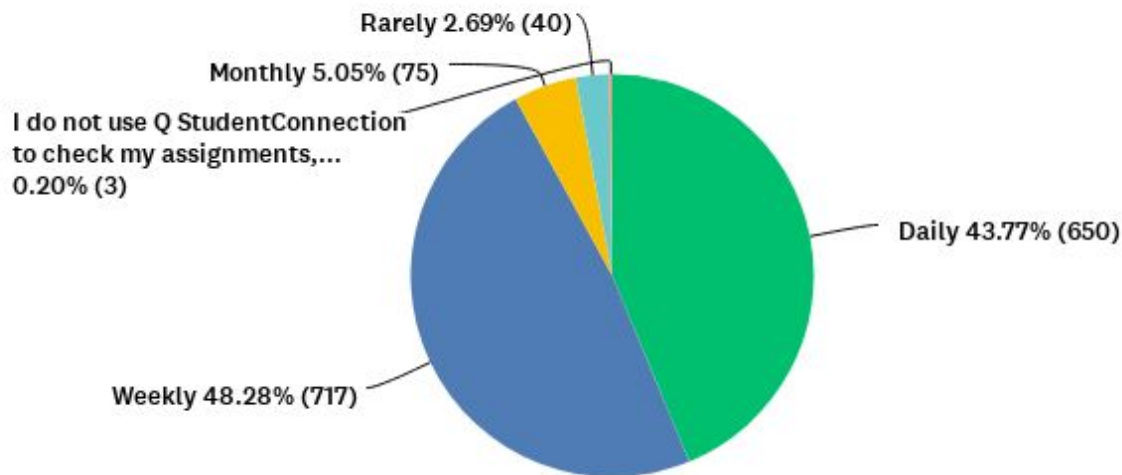
Other: Emergency preparedness, current trends related to teens, supporting students with disabilities, athletic opportunities for all students



I use the Q StudentConnection portal or app.



How often do you check your assignments, assessments, and/or grades in Q StudentConnection?



Please tell us why you do not use the Q StudentConnection portal or app. (Check all that apply.)

ANSWER CHOICES ▼	RESPONSES
▼ I am not familiar with Q StudentConnection	100.00%
▼ I have trouble accessing Q and have not asked for help	66.67%
▼ I do not know my ID or password	33.33%
▼ It is too difficult to navigate	33.33%
▼ I do not know who to ask for help with Q	0.00%
▼ I do not have Internet access at home	0.00%



Climate Survey Results



Climate Survey - Family (updated 3-22-24)

RATING	I feel well-informed about my child's academic progress	I feel listened to and welcomed at their site	My child feels connected to their school and/or teacher	Overall, my child feels safe at school	My child's school facilities are clean and well-maintained
STRONGLY AGREE	25.1% 33.6%	29.0% 38.5%	34.6% 37.0%	37.4% 37.0%	32.1% 33.7%
AGREE	58.1% 52.5%	57.1% 52.1%	52.4% 53.2%	58.0% 60.9%	58.4% 59.9%
DISAGREE	13.9% 12.8%	11.4% 7.6%	10.4% 6.4%	3.1% 1.9%	8.2% 5.7%
STRONGLY DISAGREE	2.9% 1.1%	2.5% 1.9%	2.7% 1.1%	1.6% 0.2%	1.4% 0.7%

Blue highlights- 2023 Data



Family Comments

What we are doing well

- Safe and clean learning environment
- Good communication from school/district to home
- Overall high satisfaction, especially at the elementary level

How we can improve

- Increased academic support for struggling students
- Increased parent-teacher communication at secondary level
- Increased teacher-student connectedness
- Increased restroom cleanliness



Climate Survey - Student (updated 3.22.24)

RATING	I feel well-informed and communicated with about my academic progress	I feel listened to and welcomed	I feel connected to my school and/or teachers	Overall, I feel safe at school	My school's facilities are clean and well-maintained
STRONGLY AGREE	29.2% 29.7%	18.8% 25.3%	17.7% 16.9%	30.3% 26.8%	11.5% 14.9%
AGREE	63.6% 61.1%	66.7% 54.9%	61.1% 64.0%	60.3% 68.4%	58.5% 43.8%
DISAGREE	6.5% 8.8%	11.8% 18.8%	17.8% 17.7%	7.4% 3.9%	24.2% 34.6%
STRONGLY DISAGREE	0.7% 0.4%	2.7% 1.0%	3.5% 1.3%	2.1% 1.0%	5.8% 6.7%

Blue highlights- 2023 Data



Student Comments

What we are doing well

- Safe and inclusive campuses
- Effective communication about academic progress
- Academic supports including built-in support period at OPHS and counseling

How we can improve

- Improved connections and communication with teachers
- Increased restroom, locker room and lunch area cleanliness and upkeep
- Increased support for student mental well-being
- Decreased homework volume



Climate Survey - Staff (updated 3.22.24)

RATING	I feel well-informed and communicated with about topics that affect my work	I feel listened to and welcomed	I feel connected to my site	Overall, I feel safe at my site	My site's facilities are clean and well-maintained
STRONGLY AGREE	29.3% 30.5%	37.0% 34.3%	38.7% 33.1%	36.5% 37.6%	35.4% 31.8%
AGREE	53.0% 57.3%	47.0% 44.1%	50.3% 59.2%	56.9% 54.0%	47.0% 46.5%
DISAGREE	14.4% 16.4%	10.5% 17.3%	7.7% 4.8%	5.5% 5.3%	15.4% 21.4%
STRONGLY DISAGREE	3.3% 2.2%	5.5% 4.3%	3.3% 2.9%	1.1% 3.2%	2.2% 0.3%

Blue highlights- 2023 Data

Staff Comments

What we are doing well

- Hard-working grounds, maintenance and custodial team
- Supportive administrators
- Positive working environments

How we can improve

- School safety, fencing
- Increased opportunities for collaboration and articulation
- Increased communication between school sites and DO



Thoughts, Reflections, Questions

- Were there any surprises?
- What were you pleased to see?
- Any additional input?



What's Next?

- Results shared with LCAP PAC and LCAP SAC (April 3)
- Results shared with Board of Education (April 16)
- Results shared with principals (April 17)
 - Principals will share with staff (Late April)
- Results posted online for community to review (April 26)
- Results used to update LCAP actions and services
 - Share 2024-25 LCAP w/LCAP Parent and Student Committees & DELAC (May 16)
 - LCAP Public Hearing (June 11)
 - LCAP Final Approval (June 18)



LCAP Timeline

